





# A következ másolása: Share your page with a team member (step 9 of 9)

Once you've created content you'll want to share it with your team members. Confluence can do all the work for you, just click the **Share** button.

1. Let's tell someone about this page.  
Click the **Share** button at the top right of the page. It looks like this:

 Save for later  Watch  **Share** 

### Share this page

Share link

---

Add people

Include a message

2. Type the name of the person or group you want to share the page with.  
You can also enter an email address.
3. Add a message to give the person some background about the page.
4. Click the **Share** button.  
Confluence will send the person an email message about this page. Shared!

 If your administrator has not added a mail server, the **Share** button will only show the share link.

PREV

HOME