




A következ másolása: Share your page with a team member (step 9 of 9)


Once you've created content you'll want to share it with your team members. Confluence can do all the work for you, just click the **Share** button.

1. Let's tell someone about this page.
Click the **Share** button at the top right of the page. It looks like this:

 Save for later

 Watch

 **Share**



Share this page

Share link

Copy

Add people

Include a message

Share

Cancel

2. Type the name of the person or group you want to share the page with.
You can also enter an email address.
3. Add a message to give the person some background about the page.
4. Click the **Share** button.
Confluence will send the person an email message about this page. Shared!

 If your administrator has not added a mail server, the **Share** button will only show the share link.

PREV

HOME